

ENVIRONMENTAL AND HEALTH PRODUCT DECLARATION SHEET

ENVIRONMENTAL AND HEALTH PRODUCT DECLARATION

*In compliance with standards NF EN ISO 14025, NF EN 15804+A2
and its national supplement NF EN 15804+A2/CN*

Polypropylene pedestals for raised floors – Pedestal Line – Mass between 0.69 and 1.71 kg/m²



“This FDES [Fiche Déclaration Environnementale et Sanitaire] has been translated under Impertek Srl’s responsibility. Only the French version is valid for compliance with French regulations. This translated version is not sufficient to claim compliance with another declaration programme other than the INIES programme.”

Polypropylene pedestals for raised floors – Pedestal Line –

Mass between 0.69 and 1.71 kg/m²

FDES compliant with the INIES Environmental and Health Declaration Program

Publication date: November 2024

Registration number: 20241040746

Version 1.1



CSTB
le futur en construction

Warning

The information contained in this declaration is provided under the responsibility of Impertek SRL (producer of the FDES) according to NF EN 15804+A2 and the national supplement NF EN 15804+A2/CN. Any use, total or partial, of the information provided in this document must at least be accompanied by the complete reference of the original FDES as well as its producer who can provide a complete copy. The CEN standard EN 15804+A2 and the national supplement NF EN 15804+A2/CN serve as rules for defining product categories (RCP).

NOTE The literal translation into French of “EPD (Environmental Product Declaration)” is “DEP” (Déclaration Environnementale de Produit). However, in France, the term FDES (Environmental and Health Declaration Sheet) is commonly used, which brings together both the Environmental Declaration and Health information for the product covered by this FDES. The FDES is therefore indeed a “DEP” supplemented by health information.

Reading guide

The following display rules apply:

- The values are expressed according to simplified scientific notation: $0,0038 = 3,80 \times 10^{-3} = 3,80E-3$;
- The units used are specified before each flow: the kilogram “kg”, the gram “g”, the kilowatt hour “kWh”, the megajoule “MJ”, the square metre “m²”, the kelvin “K”, the watt “W”, the kilometre “km”, the millimetre “mm”;
- Non-zero values are expressed with 3 significant figures; when the inventory calculation result is zero, then the zero value is displayed.
- Undeclared modules and indicators have an indication “N/A”.

List of abbreviations used:

Abbreviation	Meaning
LCA	Life Cycle Analysis
RL	Reference Lifespan
RDPC	Rules for Defining Product Categories
FU	Functional Unit
DU	Declared Unit
N/A	Not applicable
PP	Polypropylene

Caution for using the FDES for product comparison

The FDES of construction products may not be comparable if they do not comply with standard NF EN 15804+A2. The NF EN 15804+A2 standard defined in § 5.3 Comparability of DEP* for construction products, the conditions under which construction products can be compared, based on the information provided by the FDES:

“Therefore, a comparison of the environmental performance of construction products using EPD information must be based on the use of the products and their impacts on the building, and must take into account the entire life cycle (all information modules).”

NOTE 1 Outside the framework of the environmental assessment of a building, the FDES are not tools for comparing construction products and services.

NOTE 2 Outside the framework of the environmental assessment of a building, the FDES are not tools for comparing construction products and services.

NOTE 3 For the interpretation of a comparison, reference values are necessary.

General information

This declaration is an individual range declaration, covering the life cycle from cradle to grave, carried out at the request of the company Impertek SRL.

This declaration covers the products of the mentioned references placed on the market in mainland France.

This declaration was published in November 2024 and is valid until December 2029 (validity period of 5 years).

This is a first publication.

The declaration is available at the following address: www.inies.fr


Validity framework:

The statement covers the references listed below.


Item code	Description	Mechanical resistance test
240-300-061-005	Extension Plot PM-05 h 5	CATAS report ref. 182967 / 1
240-300-061-015	Extension Plot PM-15 h 15	
240-300-070-005	Extension Mini Balance PB255 25pz	CATAS report ref. 273051 / 1
240-410-180-040	Plot Lunar SL201 h14 sp2 h 40-60 mm	CATAS report ref. 375901 / 1
240-410-180-060	Plot Lunar SL202 h14 sp2 h 60-100 mm	CATAS report ref. 375904 / 1
240-410-180-100	Plot Lunar SL203 h14 sp2 h 100-180 mm	CATAS report ref. 375913 / 1
240-420-180-040	Plot Lunar SL401 h14 sp4 h 40-60 mm	CATAS report ref. 375901 / 1
240-420-180-060	Plot Lunar SL402 h14 sp4 h 60-100 mm	CATAS report ref. 375904 / 1
240-420-180-100	Plot Lunar SL403 h14 sp4 h 100-180 mm	CATAS report ref. 375913 / 1
240-470-180-040	Plot Lunar SLD01 decking 40-60 mm	CATAS report ref. 375901 / 1
240-470-180-060	Plot Lunar SLD02 decking 60-100 mm	CATAS report ref. 375904 / 1
240-470-180-100	Plot Lunar SLD03 decking 100-180 mm	CATAS report ref. 375913 / 1
240-480-300-025	Mini Balance MB201 B 150 h 10 ep 2,2 h 25-40	CATAS report ref. 273050 / 1
240-481-300-025	Mini Balance MB401 B 150 h10 ep 4 h 25-40	CATAS report ref. 273050 / 1
240-483-300-025	Mini Balance MB301 B 150 h10 ep 3 h 25-40	CATAS report ref. 273050 / 1
240-486-300-025	Mini Balance MB601 B 150 h10 ep 6 h 25-40	CATAS report ref. 273050 / 1
240-500-405-001	Prime Up and Mini Balance PB205 Extension 20 pieces	
240-500-440-001	Megamart PMM10 Extension	
240-500-450-001	Megamart "S" PMS09 Extension	
240-617-001-010	Prime Up PU001 B 150 h 10-15	CATAS report ref. 273053 / 1
240-617-001-022	MiniMart MN001 B 150 without head h 22-30	CATAS report ref. 179096 / 1
240-617-001-028	MiniMart MN002 B 150 without head h 28-40	CATAS report ref. 179099 / 1
240-617-001-035	MegaMart MM001 headless h 35-50	CATAS report ref. 179102 / 1
240-617-001-050	MegaMart MM002 headless h 50-75	CATAS report ref. 179105 / 1
240-617-001-075	MegaMart MM003 headless h 75-120	CATAS report ref. 319488 / 1
240-617-002-121	MegaMart S MS001 without head h 121-211	CATAS report ref. 179134 / 1
240-700-603-006	PBP10 h 100 BP H125-225 Extension	
240-700-610-005	Extension H 5 EX-05 for Balance Pro	
240-700-610-010	H 10 EX-10 for Balance Pro Extension	
240-700-610-025	Dome DE-25 Extension	CATAS report ref. 375928 / 1
240-705-001-037	Balance Pro BP003 without head h 37-50	CATAS report ref. 319482 / 1
240-705-001-050	Balance Pro BP004 without head h 50-75	CATAS report ref. 319485 / 1
240-705-001-075	Balance Pro BP005 without head h 75-125	CATAS report ref. 319488 / 1
240-705-001-125	Balance Pro BP006 without head h 125-225	CATAS report ref. 319488 / 1
240-710-001-037	Balance Pro BP203 h 10 ep 2 h 37-50	CATAS report ref. 319482 / 1
240-710-001-050	Balance Pro BP204 h 10 ep 2 h 50-75	CATAS report ref. 319485 / 1
240-710-001-075	Balance Pro BP205 h 10 ep 2 h 75-125	CATAS report ref. 319488 / 1
240-710-001-125	Balance Pro BP206 h 10 ep 2 h 125-225	CATAS report ref. 319491 / 1
240-715-001-037	Balance Pro BP303 h 10 ep 3 h 37-50	CATAS report ref. 319482 / 1
240-715-001-050	Balance Pro BP304 h 10 ep 3 h 50-75	CATAS report ref. 319485 / 1
240-715-001-075	Balance Pro BP305 h 10 ep 3 h 75-125	CATAS report ref. 319488 / 1
240-715-001-125	Balance Pro BP306 h 10 ep 3 h 125-225	CATAS report ref. 319491 / 1
240-720-001-037	Balance Pro BP403 h 10 ep 4 h 37-50	CATAS report ref. 319482 / 1
240-720-001-050	Balance Pro BP404 h 10 ep 4 h 50-75	CATAS report ref. 319485 / 1
240-720-001-075	Balance Pro BP405 h 10 ep 4 h 75-125	CATAS report ref. 319488 / 1
240-720-001-125	Balance Pro BP406 h 10 ep 4 h 125-225	CATAS report ref. 319491 / 1
240-725-001-037	Balance Pro BP603 h 10 ep 6 h 37-50	CATAS report ref. 319482 / 1
240-725-001-050	Balance Pro BP604 h 10 ep 6 h 50-75	CATAS report ref. 319485 / 1
240-725-001-075	Balance Pro BP605 h 10 ep 6 h 75-125	CATAS report ref. 319488 / 1

240-725-001-125	Balance Pro BP606 h 10 ep 6 h 125-225	CATAS report ref. 319491 / 1
240-730-001-037	Balance Pro BPJ03 Cross Rail 40x40 h 37-50	CATAS report ref. 319482 / 1
240-730-001-050	Balance Pro BPJ04 Cross Rail 40x40 h 50-75	CATAS report ref. 319485 / 1
240-730-001-075	Balance Pro BPJ05 Cross Rail 40x40 h 75-125	CATAS report ref. 319488 / 1
240-730-001-125	Balance Pro BPJ06 Cross Rail 40x40 h 125-225	CATAS report ref. 319491 / 1
240-735-001-037	Balance Pro BPH03 Cross Rail 60x60 h 37-50	CATAS report ref. 319482 / 1
240-735-001-050	Balance Pro BPH04 Cross Rail 60x60 h 50-75	CATAS report ref. 319485 / 1
240-735-001-075	Balance Pro BPH05 Cross Rail 60x60 h 75-125	CATAS report ref. 319488 / 1
240-750-001-037	Balance Pro BPD03 decking h 37-50	CATAS report ref. 319482 / 1
240-750-001-050	Balance Pro BPD04 decking h 50-75	CATAS report ref. 319485 / 1
240-750-001-075	Balance Pro BPD05 decking h 75-125	CATAS report ref. 319488 / 1
240-750-001-125	Balance Pro BPD06 decking h 125-225	CATAS report ref. 319491 / 1
240-760-001-037	Pro Balance BPR03 Rail h 37-50	CATAS report ref. 319482 / 1
240-760-001-050	Pro Balance BPR04 Rail h 50-75	CATAS report ref. 319485 / 1
240-760-001-075	Pro Balance BPR05 Rail h 75-125	CATAS report ref. 319488 / 1
240-760-001-125	Balance Pro BPR06 Rail h 125-225	CATAS report ref. 319491 / 1
240-770-001-037	Balance Pro BPX03 cross 40-60 h 37-50	CATAS report ref. 319482 / 1
240-770-001-050	Balance Pro BPX04 cross 40-60 h 50-75	CATAS report ref. 319485 / 1
240-770-001-075	Balance Pro BPX05 cross 40-60 h 75-125	CATAS report ref. 319488 / 1
240-770-001-125	Balance Pro BPX06 cross 40-60 h 125-225	CATAS report ref. 319491 / 1
240-775-002-037	Balance Pro BPY03 hexagonal h 10 sp 2 h 37-50	CATAS report ref. 319482 / 1
240-775-002-050	Balance Pro BPY04 hexagonal h 10 sp 2 h 50-75	CATAS report ref. 319485 / 1
240-775-002-075	Balance Pro BPY05 hexagonal h 10 sp 2 h 75-125	CATAS report ref. 319488 / 1
240-775-002-125	Balance Pro BPY06 hexagonal h 10 sp 2 h 125-225	CATAS report ref. 319491 / 1
240-775-003-037	Balance Pro BPY23 hexagonal h 10 sp 3 h 37-50	CATAS report ref. 319482 / 1
240-775-003-050	Balance Pro BPY24 hexagonal h 10 sp 3 h 50-75	CATAS report ref. 319485 / 1
240-775-003-075	Balance Pro BPY25 hexagonal h 10 sp 3 h 75-125	CATAS report ref. 319488 / 1
240-775-003-125	Balance Pro BPY26 hexagonal h 10 sp 3 h 125-225	CATAS report ref. 319491 / 1
240-775-004-037	Balance Pro BPY43 hexagonal h 10 sp 4 h 37-50	CATAS report ref. 319482 / 1
240-775-004-050	Balance Pro BPY44 hexagonal h 10 sp 4 h 50-75	CATAS report ref. 319485 / 1
240-775-004-075	Balance Pro BPY45 hexagonal h 10 sp 4 h 75-125	CATAS report ref. 319488 / 1
240-775-004-125	Balance Pro BPY46 hexagonal h 10 sp 4 h 125-225	CATAS report ref. 319491 / 1
240-810-001-025	Mini Pro MP201 h 14 sp 2 h 25-50	CATAS report ref. 375925 / 1
240-820-001-025	Mini Pro MP401 h 14 sp 4 h 25-50	CATAS report ref. 375925 / 1
240-900-150-003	Wedge PP-25 300pz h 2.5 - black 01	
240-901-150-003	Wedge PP-26 100 Pz h 2.5 - black 01	
240K396-301-085	Plot XL SMX13 cross 40-60 h10 h 85-135	CATAS report ref. 183129 / 1
240K396-301-125	Plot XL SMX14 cross 40-60 h10 h 125-215	CATAS report ref. 183132 / 1
240K396-301-210	Plot XL SMX15 cross 40-60 h10 h 210-380	CATAS report ref. 183135 / 1
241-420-180-040	Plot Lunar in bag SL401 h14 sp4 h 40-60 mm	CATAS report ref. 375901 / 1
241-420-180-060	Plot Lunar in bag SL402 h14 sp4 h 60-100 mm	CATAS report ref. 375904 / 1
241-420-180-100	Plot Lunar in bag SL403 h14 sp4 h 100-180 mm	CATAS report ref. 375913 / 1
241-620-001-022	MiniM. in bag S-MN261 B 150 h 16 th 2.2 h 22-30	CATAS report ref. 179096 / 1
241-620-001-028	MiniM. in bag S-MN262 B 150 h 16 ep 2.2 h 28-40	CATAS report ref. 179099 / 1
241-655-001-022	MiniM. in bag S-MND11 B 150 TM-70 h 22-30	CATAS report ref. 179096 / 1
241-655-001-028	MiniM. in bag S-MND12 B 150 TM-70 h 28-40	CATAS report ref. 179099 / 1

Responsible for the declaration and marketing

	Francesca Ortolan – acq1@impertek.com
	Head Office and manufacturing site: Via Po, 507 30022 Ceggia (Ve), Italie


Completion of the declaration

	Simon Bailhache – lpe@cstb.fr
	24, rue Joseph Fourier 38400 Saint-Martin-d'Hères

Independent third-party verification

CEN standard EN 15804 serves as SPC a)	
Independent verification of declaration and data in accordance with EN ISO 14025: 2010	
<input type="checkbox"/> Internal	<input checked="" type="checkbox"/> External

Third-party verification:

	Verifier: An Janssen Verification date: November 2024 Verification date: FDES INIES Address: Association HQE 4 Avenue Recteur Poincaré 75016 Paris
a)	Rules for defining Product Categories

Description of the functional unit and product

Description of the functional unit (or declared unit)

The functional unit is as follows: “Ensure a raised floor support function, over an area of 1 m² and for a life-span of 15 years”.

Main performance of the functional unit

Allowable load in kN, defined according to standard NF EN 12825:2002.

Description of the product and its packaging

The products in the Pedestal Line range are supports or support components for raised floors and terraces, made from polypropylene. The Pedestal Line range is made up of the following families:

- PrimeUP
- MiniMart
- MiniBalance
- Dome
- Balance
- Balance Pro
- Martinetto
- Lunar
- MegaMart
- MegaMart S.

The Pedestal Line range is modular: certain products can be used independently or in combination with other products from the same family (raiser, self-leveling head, etc.). The different possible combinations allow a variable height of elevation allowing in particular the passage of networks, and to ensure different functions: slope compensation, self-levelling, anti-vibration, etc.

This declaration considers each product independently and not the combination of several products. As part of a building life cycle analysis, if the system implemented consists of several products within the range covered by the declaration (e.g. support and extension), then each product can be modelled using the declaration.

Accessories such as clips, rails, joists or sound-absorbing mattresses are outside the scope of this declaration.

Description of product use (areas of application)

Products in the Pedestal Line range are intended for use as supports for raised floors and terraces. They can be used in combination with different types of pre-existing floor (bituminous, synthetic or liquid waterproofing system, inverted roof system, concrete slab, stabilized gravel) and different types of covering (ceramic or natural stone tiles, prefabricated concrete slabs, wooden or composite wood slabs and decking).

Other technical characteristics not included in the functional unit

The diameter of the products and their admissible load are variable. For more information, refer to the technical documentation.

Description of the main components and/or materials of the product

All the products studied are composed of polypropylene containing a talc filler and shaped by injection.

Reference flow

The quantities below are the declared values for the product range covered.

They correspond to the reference product Balance Pro BP Ø 200 SP4 H10 (article code 240-720-001-075), chosen for its significant market share. A variability study demonstrated that, for each product belonging to the validity framework, the impact results of the control environmental indicators are less than 135% of those of the reference product.

The quantities are defined by considering that one m² of raised floor requires the implementation of 3 supports.

		Quantity	Unit
Main product	Mounts or the implementation of 1m ² of raised floor	1,25E+00	kg
Distribution packaging	Wooden pallet	1,88E-01	kg
	Cardboard	1,20E-01	kg
	Plastic bag (HDPE)	8,00E-03	kg
	Plastic film (LDPE)	2,00E-03	kg
	Adhesive	5,00E-03	kg
Total Reference Flow:		1,57E+00	kg

Specify whether the product contains substances from the candidate list according to the REACH regulation (if greater than 0.1% by mass)

The declared product does not contain any substance belonging to the candidate list at more than 0.1% by mass.

Proof of suitability for usage

Implementation must comply with the manufacturer's instructions and the rules described in the following standards:

- NF DTU 43.1 for terrace roofs;
- NF DTU 51.4 for wooden decking.

In particular, it is necessary to ensure the adequacy between the chosen product and the mechanical loads to which it is likely to be subjected. Mechanical resistance varies depending on the product. Refer to the technical documentation of the product as well as the test reports, available on request from the manufacturer or on its website: <https://www.impertek.fr>

Note: the NF DTU 57.1 standard applicable to raised floors does not concern the product system studied here. In fact, this standard only concerns raised floors with steel or aluminium jacks.

Distribution circuit (BtoB or BtoC)

BtoB or BtoC (Business to Business or Business to Consumer).

Description of the benchmark lifespan

Parametre	Value
Reference lifespan	15 years according to manufacturer's field feedback.
Declared product properties (ex factory)	The main characteristics (base surface, plenum height, mechanical resistance) vary depending on the product. Refer to the technical documentation of the product as well as the test reports whose references are specified in the "validity framework" section, available on request from the manufacturer.
Theoretical application parametre (if imposed by the manufacturer), including references to appropriate requirements and application codes)	<p>Application on pre-existing floor:</p> <ul style="list-style-type: none"> - bituminous, synthetic or liquid waterproofing system - inverted roof system - concrete slab - stabilized gravel. <p>The supports can be used in combination with different types of covering:</p> <ul style="list-style-type: none"> - ceramic or natural stone tiles - prefabricated concrete plates - slabs and decking in wood or composite wood
Assumed quality of work	Implementation in accordance with the manufacturer's instructions and the rules described in the following standards: <ul style="list-style-type: none"> - NF DTU 43.1 for terrace roofs; - NF DTU 51.4 for wooden decking.
Indoor environment) (for indoor products)	Not applicable
Outdoor environment (for other products)	The product can be used in environments with temperatures ranging from -40°C to +75°C
Conditions of use	The NF DTU 43.1 and 51.4 standards specify minimum values of mechanical resistance depending on use. Mechanical resistance varies depending on the product. Refer to the technical documentation of the product as well as the test reports whose references are specified in the "validity framework" section, available on request from the manufacturer.
Interview scenario for maintenance	No maintenance is necessary

Information on biogenic carbon content

Biogenic carbon content	Unit (expressed per functional unit or per declared unit)
Biogenic carbon content of the product (when it leaves the factory)	0 kg C
Biogenic carbon content of associated packaging (ex-factory)	1.33E-01 Kg C

Life cycle stages

Life cycle diagram

The steps considered are shown in the table below.

DESCRIPTION OF SYSTEM BOUNDARIES (X = INCLUDED IN LCA; ND = NOT DECLARED)																
PRODUCTION STAGE			INSTALLATION STAGE		USAGE STAGE							END OF LIFE STAGE				BENEFITS AND BURDENS BEYOND THE BORDERS OF THE SYSTEM
Extraction of raw materials	Transportation	Product manufacturing	Transportation	Installation	Usage	Maintenance	Repair	Replacement	Rehabilitation	Use of energy during the use stage	Use of water during the use stage	Demolition/Deconstruction	Transportation	Waste treatment	Elimination	Potential for reuse, recovery, recycling
A1	A2	A3	A4	A5	B1	B2	B3	B4	B5	B6	B7	C1	C2	C3	C4	D
X	X	X	X	X	X	X	X	X	X	X	X	X	X	X	X	X

Production stage, A1-A3

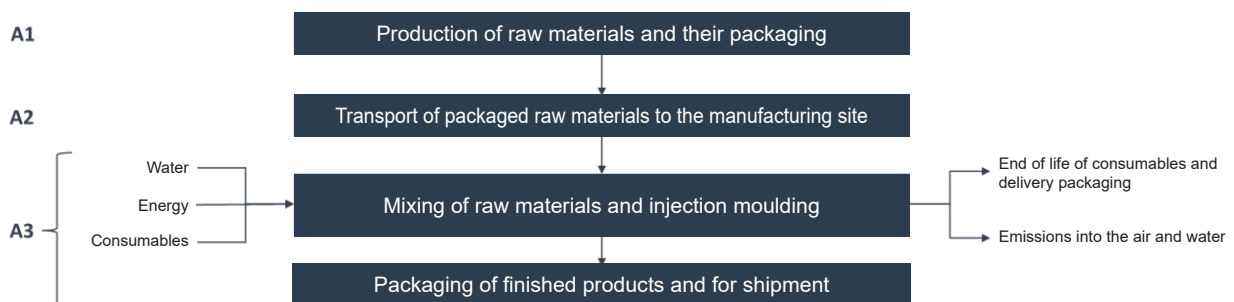
This step takes into account:

- Provision of the raw materials constituting the product and their packaging
- Transport of raw materials and their packaging to the production site
- Energy and water consumption
- Production consumables and their supply
- Material losses and their re-injection into the production process
- Packaging of the finished product and their supply
- Transport and treatment of waste generated on the production site
- Emissions into air and water.

The components not taken into account are:

- Infrastructure linked to the provision of raw materials
- Infrastructure linked to the manufacturing of the product
- Packaging of consumables
- Lighting, heating and cleaning of production workshops
- Employee transportation
- The manufacturing, maintenance and end of life of capital goods and consumables whose frequency of total or partial renewal is greater than one year.

Thus, the phase of the product production follows the principle of the diagram presented below (only the main inputs and outputs are shown).



Energy consumption (network electricity, average mix) is modelled using the data “Electricity, medium voltage {IT}| market for electricity, medium voltage | Cut-off, U”. The corresponding global warming potential is 0.104 kgCO₂eq/kWh.

Installation step, A4-A5

Transport to installation site A4

The transport phase contains transport from the production site in Ceggia (Italy) to the installation site in France.

Scenario information	Units (expressed per functional unit or per declared unit)
Type of fuel and consumption of the vehicle or type of vehicle used for transport, e.g. long distance truck, boat, etc.	Camion 16-32 tonnes (EURO5, Europe)
Distance	1800 km
Capacity utilization (including empty returns)	19% (Ecoinvent data)
Bulk density of transported products	Not applicable
Coefficient of volume capacity utilization (coefficient: =1 or <1 or ≥1 for compressed or encased products)	< 1

Installation in Building A5

The installation phase contains the operations of implementing the product on the installation site.

Scenario information	Units (expressed per functional unit or per declared unit)
Auxiliary inputs for installation	Not concerned
Water use	Not concerned
Using other resources	Not concerned
Quantitative description of energy type (regional mix) and consumption during the installation process	Not applicable (manual implementation)
Waste materials at the construction site before processing the waste generated by product installation	Not applicable
Outgoing materials produced by waste processing at the construction site, e.g. collection for recycling, energy recovery, disposal	Reduction of product (0.1%): 1.25E-03 kg Packaging - Wood: 1.88E-01 kg - Cardboard: 1.20E-01 kg - Plastics: 1.50E-02 kg
Direct emissions into ambient air, soil and water	No known emissions

Usage stage, B1-B7

No scenario is developed for the life in use: the products do not require any upkeep, maintenance, repair or replacement during its reference lifespan. Furthermore, no direct emissions during the operational life could be identified.

End of life stage, C1-C4

The end of life scenario is based on the following hypotheses according to the 4 stages:

Stage	Description	Hypotheses
C1	Demolition, deconstruction	The product is deposited manually
C2	Transport to the waste treatment site	50 km by truck
C3	Treatment of waste for reuse, recovery and/or recycling	Not applicable
C4	Waste disposal	Treatment by burial is taken into account

Additional scenarios and information:

Process	Units (expressed per functional unit or per declared unit of components, components, components, Products or materials specified by type of material)
Collection process specified by type	1.25E+00 kg collected individually
Recovery system specified by type	Not applicable
Disposal specified by type	1.25E+00 kg intended for final disposal as non-hazardous waste
Assumptions for developing scenarios (e.g. transport)	Camion 16-32 tonnes (EURO5, Europe)

Profits and expenses, D

The product does not claim any benefits or burdens beyond the life cycle.

Information for calculating the life cycle analysis

PCR used	NF EN 15804+A2 et NF 15804+A2/CN
System boundaries	<p>The study covers the entire life cycle as defined by standard NF EN 15804+A2. The following modules were considered but declared void:</p> <ul style="list-style-type: none"> - B1 Use: no suitable data identified; - B2 Maintenance: no suitable scenario identified; - B3 Repair: no suitable scenario identified; - B4 Replacement: no suitable scenario identified. The reference period and the lifespan of the product are identical; - B5 Rehabilitation: no suitable scenario identified; - B6, B7 Energy and water consumption: no consumption; - C1 Deconstruction, Demolition: no suitable data identified; - C3 Treatment of waste for reuse, recovery and/or recycling: no suitable scenario identified.
Allowances	The provision of raw materials to the factory did not require allocation. Factory energy and water consumption was calculated on the basis of a surface area allocation. Allocation methods based on the chain of custody models known as “mass balance credits” and “Book and Claim” were not used.
Outage rule	No flows have been intentionally omitted from system boundaries
Software used	SimaPro 9.6.0.1
Data quality	
Specific data	<p>The quality assessment of the main specific data is as follows:</p> <ul style="list-style-type: none"> 92% of data with a “very good” rating 0% of data with a “good” rating 8% of data with an “average” rating 0% of data with a “poor” rating 0% of data with a “very poor” rating
Generic data	<p>The quality assessment of the main generic data is as follows:</p> <ul style="list-style-type: none"> 39% of data with a “very good” rating 39% of data with a “good” rating 22% of data with an “average” rating 0% of data with a “poor” rating 0% of data with a “very poor” rating
Generic data source	The background data comes from the Ecoinvent database v3.10 (cut-off by classification), November 2023, subject to an internal critical review within the meaning of the ISO 14040 standard.
Representativeness of the DEP	
Geographical	This DEP is representative of the supports for raised floors manufactured by Impertek SRL on its Ceggia site (Italy) and implemented in France
Technological	This DEP is representative of the supports belonging to the Pedestal Line range
Temporal	belonging to the Pedestal Line Temporelle range
Variability	<p>In this DEP, the functional unit relates to 1 m² of product used. At this scale, the quantity of material in the product depends on its dimensions. The variability of the results of the life cycle inventory assessment for the control environmental impacts is less than +35%:</p> <ul style="list-style-type: none"> - Total climate change: variation interval [1.12E+00; 4.22E+00] kgCO₂eq. Impact of typical product: 3.33E+00 kgCO₂eq. - Total use of non-renewable primary energy: variation interval [1.36E+01; 1.22E+02] MJ. Impact of typical product: 9.11E+01 MJ. - Non-hazardous waste eliminated: variation interval [2.00E+00; 3.93E+00] kg. Impact of typical product: 3.25E+00 kg.

	The impacts declared in the DEP correspond to a calculation carried out for the typical product (reference Balance Pro BP Ø 200 SP4 H10; article code 240-720-001-075).
Validity framework	This DEP relates to a range of products belonging to the Pedestal Line range. The list of references covered constitutes the validity framework of the DEP.

Results of life cycle analysis

Below, the tables summarize the results of the LCA at the functional unit scale, i.e. for the implementation of raised floor supports over an area of 1 m² and for a lifespan of 15 years. These results correspond to the reference product Balance Pro BP Ø 200 SP4 H10 (article code 240-720-001-075).

Due to rounding, totals may not add up.

For energy indicators used as raw materials, a negative value corresponds to the change in use from raw materials to fuels (in the case of incineration for example).

ILCD Classification	Indicator	Disclaimer
ILCD Type 1	Global Warming Potential (GWP)	None
	Stratospheric ozone depletion potential (ODP)	None
	Potential incidence of diseases due to fine particle emissions	None
ILCD Type 2	Acidification potential, cumulative excess (AP)	
	Eutrophication potential, fraction of nutrients reaching the final fresh-water compartment (EP-freshwater)	None
	Eutrophication potential, fraction of nutrients reaching the final marine compartment (EP-marine)	None
	Acidification potential, cumulative exceedance (EP-terrestrial)	None
	Tropospheric ozone formation potential (POCP)	None
	Potential effectiveness of human exposure to the isotope U235 (PIR)	1
ILCD Type 3	Depletion potential for non-fossil abiotic resources (ADP-minerals + metals)	2
	Depletion potential for abiotic fossil resources (ADP-fossil)	2
	Water deprivation potential (of users), deprivation-weighted water consumption (WDP)	2
	Ecosystem Potential Comparative Toxic Unit (ETP-fw)	2
	Potential Comparative Human Toxic Unit (C-HTP)	2
	Potential Comparative Human Toxic Unit (HTP-nc)	2
	Soil Quality Potential Index (SQP)	2

* **Disclaimer:** the results of these environmental impact indicators should be used with caution because the uncertainties of these results are high or because the experience linked to these indicators is limited.

** **Disclaimer:** This impact category primarily concerns the possible impact on human health of low-dose ionizing radiation from the nuclear fuel cycle. It does not take into account the consequences of possible nuclear accidents, occupational exposure or the disposal of radioactive waste in underground installations. Potential ionizing radiation from soil, radon and certain construction materials are also not measured by this indicator.

Environmental Impacts	Production stage	Construction stage		Usage stage							End of life stage				D Benefits and burdens beyond borders
	A1 / A2 / A3	A4 Transportation	A5 Installation	B1 Utilisation	B2 Maintenance	B3 Repair	B4 Replacement	B5 Rehabilitation	B6 Energy use	B7 Utilisation	C1 Deconstruction/demolition	C2 Transportation	C3 Waste treatment	C4 Elimination	
BENCHMARK ENVIRONMENTAL IMPACTS INDICATORS															
Climate change – total kg CO2 equiv/UF	1,72E+00	8,41E-01	6,45E-01	0	0	0	0	0	0	0	0	1,17E-02	0	1,15E-01	0
Climate change – fossil fuels kg CO2 equiv/UF	2,16E+00	8,41E-01	1,25E-02	0	0	0	0	0	0	0	0	1,17E-02	0	1,15E-01	0
Climate change– biogenic kg CO2 equiv/UF	-4,43E-01	1,50E-04	6,32E-01	0	0	0	0	0	0	0	0	2,10E-06	0	5,65E-06	0
Climate change – land use and land use transformation kg CO2 equiv/UF	6,85E-03	2,76E-04	8,01E-06	0	0	0	0	0	0	0	0	3,84E-06	0	2,52E-06	0
Ozone layer depletion kg of CFC 11 equiv /UF	1,10E-07	1,67E-08	2,51E-10	0	0	0	0	0	0	0	0	2,33E-10	0	4,21E-10	0
Acidification mole of H+ equiv / UF	7,87E-03	2,63E-03	4,03E-05	0	0	0	0	0	0	0	0	3,66E-05	0	8,63E-05	0
Aquatic eutrophication, fresh water kg of P equiv / UF	8,13E-05	6,46E-06	3,79E-07	0	0	0	0	0	0	0	0	9,01E-08	0	1,01E-07	0
Marine aquatic eutrophication kg of N equiv / UF	2,61E-03	8,76E-04	1,13E-04	0	0	0	0	0	0	0	0	1,22E-05	0	1,30E-04	0
Terrestrial eutrophication mole of N equiv / UF	1,92E-02	9,64E-03	1,45E-04	0	0	0	0	0	0	0	0	1,34E-04	0	3,82E-04	0
Photochemical ozone formation kg of NMCOV equiv/UF	1,04E-02	4,12E-03	1,12E-04	0	0	0	0	0	0	0	0	5,74E-05	0	1,72E-04	0

Depletion of abiotic resources (minerals & metals) kg Sb equiv/UF *	1,56E-05	2,76E-06	2,87E-08	0	0	0	0	0	0	0	0	3,84E-08	0	2,88E-08	0
Depletion of abiotic resources (fossil fuels) MJ/UF	5,74E+01	1,18E+01	1,57E-01	0	0	0	0	0	0	0	0	1,64E-01	0	2,95E-01	0
Water requirement m3 of equiv deprivation in the world / UF	2,00E+00	4,90E-02	2,51E-03	0	0	0	0	0	0	0	0	6,83E-04	0	1,51E-03	0
ADDITIONAL ENVIRONMENTAL IMPACT INDICATORS															
Fine particle emissions Disease index / UF	7,48E-08	6,58E-08	7,22E-10	0	0	0	0	0	0	0	0	9,16E-10	0	2,01E-09	0
Ionizing radiation (human health) kBq of U235 equiv / UF **	8,67E-02	5,39E-03	1,84E-04	0	0	0	0	0	0	0	0	7,50E-05	0	1,86E-04	0
Ecotoxicity (fresh water) CTUe / UF *	1,17E+01	3,17E+00	1,60E-01	0	0	0	0	0	0	0	0	4,41E-02	0	3,67E-01	0
Human toxicity, carcinogenic effects CTUh / UF *	9,23E-09	5,87E-09	4,05E-11	0	0	0	0	0	0	0	0	8,18E-11	0	7,79E-11	0
Human toxicity, non-carcinogenic effects CTUh / UF *	1,86E-08	7,36E-09	4,19E-10	0	0	0	0	0	0	0	0	1,03E-10	0	6,95E-10	0
Impacts linked to land use / Soil quality Without dimension/ UF *	4,16E+01	7,02E+00	2,39E-01	0	0	0	0	0	0	0	0	9,78E-02	0	7,13E-01	0

Environmental Impacts	Production stage	Construction stage		Usage stage							End of life stage				D Benefits and burdens beyond borders
	A1 / A2 / A3	A4 Transportation	A5 Installation	B1 Utilisation	B2 Maintenance	B3 Repair	B4 Replacement	B5 Rehabilitation	B6 Energy use	B7 Utilisation	C1 Deconstruction/demolition	C2 Transportation	C3 Waste treatment	C4 Elimination	
USE OF RESOURCES															
Use of renewable primary energy, excluding renewable primary energy resources used as raw materials - MJ/UF	3,91E+00	2,00E-01	8,54E-03	0	0	0	0	0	0	0	0	2,79E-03	0	9,10E-03	0
Use of renewable primary energy resources as raw materials - MJ/UF	5,50E+00	0	5,50E-03	0	0	0	0	0	0	0	0	0	0	0	0
Total use of renewable primary energy resources (primary energy and primary energy resources used as raw materials) - MJ/UF	9,42E+00	2,00E-01	1,40E-02	0	0	0	0	0	0	0	0	2,79E-03	0	9,10E-03	0
Use of non-renewable primary energy, excluding non-renewable primary energy resources used as raw materials - MJ/UF	3,28E+01	1,18E+01	1,32E-01	0	0	0	0	0	0	0	0	1,64E-01	0	2,94E-01	0
Use of non-renewable primary energy resources as raw materials - MJ/UF	4,59+01	0	4,59E-02	0	0	0	0	0	0	0	0	0	0	0	0
Total use of non-renewable primary energy resources (primary energy and primary energy resources used as raw materials) - MJ/UF	7,87E+01	1,18E+01	1,78E-01	0	0	0	0	0	0	0	0	1,64E-01	0	2,94E-01	0
Use of secondary material - kg/UF	4,84E-01	0	4,84E-04	0	0	0	0	0	0	0	0	0	0	0	0
Use of renewable secondary fuels - MJ/UF	0	0	0	0	0	0	0	0	0	0	0	0	0	0	0
Use of non-renewable secondary fuels - MJ/UF	0	0	0	0	0	0	0	0	0	0	0	0	0	0	0
Net use of fresh water - m3/UF	4,84E-02	1,62E-03	1,50E-04	0	0	0	0	0	0	0	0	2,25E-05	0	3,49E-04	0

Environmental Impacts	Production stage	Construction stage		Usage stage							End of life stage				D Benefits and burdens beyond borders
	A1 / A2 / A3	A4 Transportation	A5 Installation	B1 Utilisation	B2 Maintenance	B3 Repair	B4 Replacement	B5 Rehabilitation	B6 Energy use	B7 Utilisation	C1 Deconstruction/demolition	C2 Transportation	C3 Waste treatment	C4 Elimination	
WASTE CATEGORY															
Hazardous waste eliminated - kg/UF	1,02E-02	3,57E-04	9,60E-05	0	0	0	0	0	0	0	0	4,97E-06	0	2,90E-05	0
Non-hazardous waste eliminated - kg/UF	9,72E-01	6,87E-01	3,27E-01	0	0	0	0	0	0	0	0	9,57E-03	0	1,26E+00	0
Radioactive waste eliminated - kg/UF	8,48E-05	3,76E-06	1,45E-07	0	0	0	0	0	0	0	0	5,24E-08	0	1,14E-07	0
OUTGOING FLOWS															
Components intended for reuse - kg/UF	0	0	0	0	0	0	0	0	0	0	0	0	0	0	0
Materials intended for recycling - kg/UF	0	0	0	0	0	0	0	0	0	0	0	0	0	0	0
Materials intended for energy recovery - kg/UF	0	0	0	0	0	0	0	0	0	0	0	0	0	0	0
Electrical Energy supplied externally - MJ/UF	0	0	0	0	0	0	0	0	0	0	0	0	0	0	0
Steam energy supplied externally - MJ/UF	0	0	0	0	0	0	0	0	0	0	0	0	0	0	0
Gas energy and processing supplied externally - MJ/UF	0	0	0	0	0	0	0	0	0	0	0	0	0	0	0

ENVIRONMENTAL IMPACTS						
Aggregation of the different modules to produce a “Step Total” or “Life Cycle Total”						
Impacts/Current	Production stage	Construction stage	Usage stage	End of life stage	Total life cycle	Stage of profits and expenses beyond system boundaries
BENCHMARK ENVIRONMENTAL IMPACTS INDICATORS						
Climate change – total kg CO2 equiv/UF	1,72E+00	1,49E+00	0	1,27E-01	3,34E+00	0
Climate change – fossil fuels kg CO2 equiv/UF	2,16E+00	8,53E-01	0	1,27E-01	3,14E+00	0
Climate change– biogenic kg CO2 equiv/UF	-4,43E-01	6,32E-01	0	7,75E-06	1,89E-01	0
Climate change – land use and land use transformation kg CO2 equiv/UF	6,85E-03	2,84E-04	0	6,36E-06	7,14E-03	0
Ozone layer depletion kg of CFC 11 equiv /UF	1,10E-07	1,70E-08	0	6,53E-10	1,28E-07	0
Acidification mole of H+ equiv / UF	7,87E-03	2,67E-03	0	1,23E-04	1,07E-02	0
Aquatic eutrophication, fresh water kg of P equiv / UF	8,13E-05	6,84E-06	0	1,91E-07	8,84E-05	0
Marine aquatic eutrophication kg of N equiv / UF	2,61E-03	9,89E-04	0	1,42E-04	3,74E-03	0
Terrestrial eutrophication mole of N equiv / UF	1,92E-02	9,78E-03	0	5,17E-04	2,95E-02	0
Photochemical ozone formation kg of NMCOV equiv/UF	1,04E-02	4,23E-03	0	2,30E-04	1,49E-02	0
Depletion of abiotic resources (minerals & metals) kg Sb equiv/UF *	1,56E-05	2,78E-06	0	6,72E-08	1,85E-05	0
Depletion of abiotic resources (fossil fuels) MJ/UF	5,74E+01	1,20E+01	0	4,59E-01	6,98E+01	0
Water requirement m3 of equiv deprivation in the world / UF	2,00E+00	5,15E-02	0	2,20E-03	2,05E+00	0

ENVIRONMENTAL IMPACTS						
Aggregation of the different modules to produce a “Step Total” or “Life Cycle Total”						
Impacts/Current	Production stage	Construction stage	Usage stage	End of life stage	Total life cycle	Stage of profits and expenses beyond system boundaries
ADDITIONAL ENVIRONMENTAL IMPACT INDICATORS						
Fine particle emissions Disease index / UF	7,48E-08	6,65E-08	0	2,93E-09	1,44E-07	0
Ionizing radiation (human health) kBq of U235 equiv / UF **	8,67E-02	5,57E-03	0	2,61E-04	9,26E-02	0
Ecotoxicity (fresh water) CTUe / UF *	1,17E+01	3,33E+00	0	4,11E-01	1,54E+01	0
Human toxicity, carcinogenic effects CTUh / UF *	9,23E-09	5,91E-09	0	1,60E-10	1,53E-08	0
Human toxicity, non-carcinogenic effects CTUh / UF *	1,86E-08	7,78E-09	0	7,97E-10	2,71E-08	0
Impacts linked to land use / Soil quality Without dimension/ UF *	4,16E+01	7,26E+00	0	8,11E-01	4,97E+01	0

ENVIRONMENTAL IMPACTS						
Aggregation of the different modules to produce a “Step Total” or “Life Cycle Total”						
Impacts/Current	Production stage	Construction stage	Usage stage	End of life stage	Total life cycle	Stage of profits and expenses beyond system boundaries
USE OF RESOURCES						
Use of renewable primary energy, excluding renewable primary energy resources used as raw materials - MJ/UF	3,91E+00	2,09E-01	0	1,19E-02	4,13E+00	0
Use of renewable primary energy resources as raw materials - MJ/UF	5,50E+00	5,50E-03	0	0	5,51E+00	0
Total use of renewable primary energy resources (primary energy and primary energy resources used as raw materials) - MJ/UF	9,42E+00	2,14E-01	0	1,19E-02	9,64E+00	0
Use of non-renewable primary energy, excluding non-renewable primary energy resources used as raw materials - MJ/UF	3,28E+01	1,19E+01	0	4,59E-01	4,51E+01	0
Use of non-renewable primary energy resources as raw materials - MJ/UF	4,59E+01	4,59E-02	0	0	4,60E+01	0
Total use of non-renewable primary energy resources (primary energy and primary energy resources used as raw materials) - MJ/UF	7,87E+01	1,20E+01	0	4,59E-01	9,11E+01	0
Use of secondary material - kg/UF	4,84E-01	4,84E-04	0	0	4,84E-01	0
Use of renewable secondary fuels - MJ/UF	0	0	0	0	0	0
Use of non-renewable secondary fuels - MJ/UF	0	0	0	0	0	0
Net use of fresh water - m3/UF	4,84E-02	1,77E-03	0	3,71E-04	5,05E-02	0

ENVIRONMENTAL IMPACTS						
Aggregation of the different modules to produce a “Step Total” or “Life Cycle Total”						
Impacts/Current	Production stage	Construction stage	Usage stage	End of life stage	Total life cycle	Stage of profits and expenses beyond system boundaries
WASTE CATEGORY						
Hazardous waste eliminated - kg/UF	1,02E-02	4,53E-04	0	3,40E-05	1,06E-02	0
Non-hazardous waste	9,72E-01	1,01E+00	0	1,27E+00	3,25E+00	0
Radioactive waste eliminated - kg/UF	8,48E-05	3,91E-06	0	1,67E-07	8,89E-05	0
OUTGOING FLOWS						
Components intended for reuse - kg/UF	0	0	0	0	0	0
Materials intended for recycling - kg/UF	0	0	0	0	0	0
Materials intended for energy recovery - kg/UF	0	0	0	0	0	0
Electrical Energy supplied externally - MJ/UF	0	0	0	0	0	0
Steam energy supplied externally - MJ/UF	0	0	0	0	0	0
Gas energy and processing supplied externally - MJ/UF	0	0	0	0	0	0

Additional information on the release of hazardous substances into indoor air, soil and water during the use stage

VOCs and formaldehyde (if relevant)

No tests have been carried out.

The product does not fall within the scope of Decree No. 2011-321 of March 23, 2011 relating to the labelling of construction products or wall or floor coverings and paints and varnishes on their emissions of volatile pollutants.

Resistance to the development of fungal growths (if relevant)

No tests have been carried out.

Radioactive emissions (if relevant)

No tests have been carried out.

Soil and water (if relevant)

No tests have been carried out.

Contribution of the product to the quality of life inside buildings

Product characteristics contributing to the creation of hygrothermal comfort conditions in the building

This product does not claim any hygrothermal performance.

Product characteristics contributing to the creation of acoustic comfort conditions in the building

This product does not claim any acoustic performance.

Product characteristics contributing to the creation of visual comfort conditions in the building

This product does not claim any visual performance.

Characteristics of the product contributing to the creation of olfactory comfort conditions in the building

This product does not claim any olfactory performance.

Additional information: positive environmental contribution

This product does not claim any positive environmental contribution.
Ce produit ne revendique aucune contribution environnementale positive.